



Tag left ear - button facing front, numbers facing back of swine.


Unless the animal has a USDA tag in the left ear that is not to be removed, then place WSF ear tag in right ear.

SWINE EAR NOTCH FORM

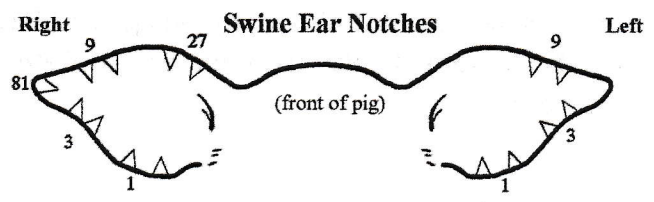
EXHIBITOR: _____
 Printed Name _____ Signature _____ Date _____

Submit this form, and photos (max 4" x 6") with your completed Identification Form. Identify each swine by marking ear notches below, animal name, and breed. Include your name, animal name and breed on back of photos.


Animal Name: _____ Breed: _____




Animal Name: _____ Breed: _____



Animal Name: _____ Breed: _____



Animal Name: _____ Breed: _____



Attach 2 photos